


MODEL:OTDR-12V-IP20-300W MODEL:OTDR-24V-IP20-300W

LED Switching Power Supply

- Protections: short circuit/over load/over voltage/over temperature
- Soothing start, soft light and eye protection , with four gears dimming mode
- Design for indoor installations
- Cooling by free air convection
- 100% full load burn-in test
- Suitable for internal lights application for I / II / III.
- Widely used in LED lighting and IT equipment
- Compliance to worldwide safety regulation for led lightings.



Type Approved
Safety
Regular Production
Surveillance
www.tuv.com
ID: 1111227254



IS: 15860 (Part 2: Sec 1)
R - 41123510
www.bis.gov.in

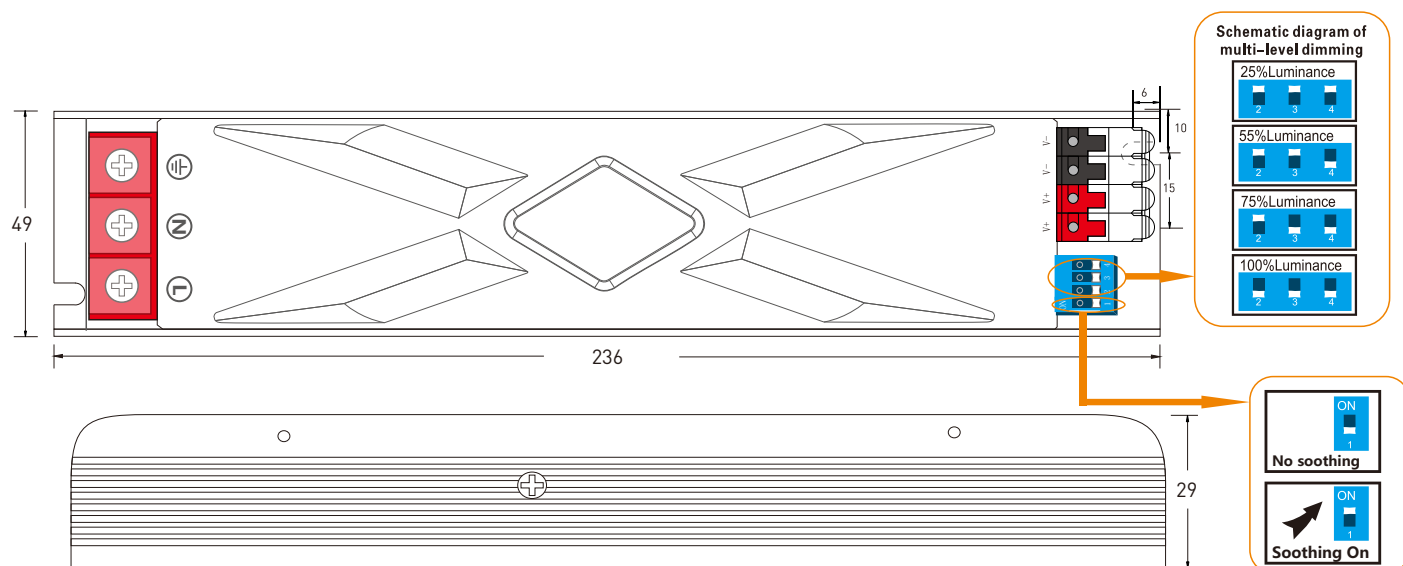


Specification

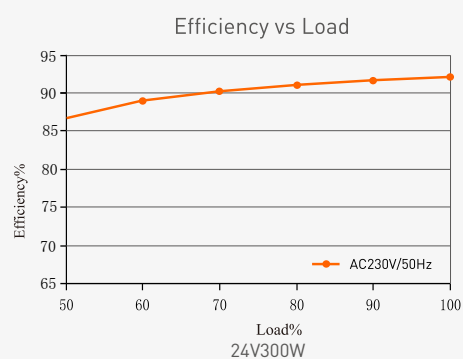
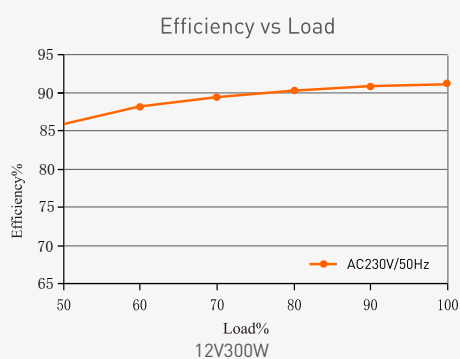
Model		12V300W	24V300W
OUTPUT	Output voltage	12VDC	24VDC
	Output voltage range	12VDC \pm 0.5VDC	24VDC \pm 0.5VDC
	Output current	Max 25A	Max 12.5A
	Output power	Max 300W	
	Output power range	0~300W	
	Ripple & Noise	\leq 150mV	\leq 200mV
	Linear Regulation	\pm 1%	
	Load Regulation	\pm 1%	
	Start-up Time (Typ)	500ms/230VAC 800ms/115VAC	
	Hold Up Time (Typ)	12ms/230VAC 10ms/115VAC	
INPUT	Input voltage	200-240Vac or 110-130Vac	
	Frequency	50/60Hz	
	Input current	2.6A/230Vac or 4.8A/115Vac	
	Powerfactor	PF>0.55	
	No-load power consumption	< 0.5W	
	Efficiency (typ.)	92%	92%
	Inrushcurrent(typ.)	Cold start 65A at 230Vac	
	Control surge capability	L,N:1KV L,N-PE:2KV	
ENVIRONMENT	Leakage current	Max. 0.5mA	
	Working temperature	ta: -30°C~ 50°C tc: 85°C	
	Working humidity	20 ~ 99%RH, non-condensing	
PROTECTION	Storage temp., humidity	-40°C ~ 80°C, 10~95%RH	
	Overtemperature	Protection type: Turn off the output voltage, after the temperature drops, re-energize to restore.	
	Over load protection	Shut down the output when current load \geq 110%~150%, auto recovers.	
SAFETY & EMC	Short circuit protection	Protection type: It can be automatically restored after the fault is eliminated.	
	Withstand voltage	I/P-O/P:3000Vac	
	Isolation resistance	I/P-O/P: 100M Ω /500VDC/25°C/70%RH	
	Safety standards	IEC/EN61347;IEC/EN60950;IP20	
Reliability and Quality Control	EMC Test Standards	EN55015: 2013;EN61547: 2009; EN61000-3-2:2014; EN61000-3-3:2013	
	Impact aging	100% of the product is fully loaded and impacted for 4 hours under an environment of at least 40°C \pm 5°C	
	Component derating	Under the steady-state conditions of rated input and output, the stress of components will not exceed its maximum nominal value	
NOTE		1. All parameters not specifically mentioned are measured at 230VAC input, rated load and 25°C ambient temperature. 2. Ripple and noise test method: connect 0.1uF and 47uF capacitors in parallel at the terminal, and measure under 20MHZ bandwidth. 3. Ensure that the power supply is used under the rated parameters and environment.	

Dimensions

Unit:mm



Relationship diagrams



Packaging Information

DIMENSION	236x49x29mm(LxWxH)
PACKING	240x50x30mm(LxWxH)
CARTON QUANTITY	30PCS
CARTON SIZE	355x250x175mm(LxWxH)
WEIGHT	460g±10g/PCS

Temperature load curve

